



National Marine Manufacturers Association

nmma.org

ECONOMIC SIGNIFICANCE OF RECREATIONAL BOATING IN INDIANA

CONGRESSIONAL DISTRICT 6

Number of Recreational Boats*	22,703
Recreational Boating Industry Businesses	47
Total Jobs	1,877
Annual Recreational Boating-Related Spending	\$100.8 MILLION

TOTAL ANNUAL ECONOMIC IMPACT OF RECREATIONAL BOATING:

\$238.0 MILLION




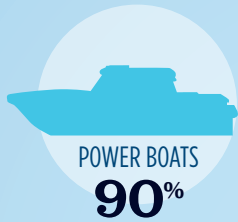
RECREATIONAL BOATS IN IN-6

TOTAL BOATS* ▶ 22,703

REGISTERED BOATS 22,703

Power boats	20,461
PWCs	1,930
Sailboats	259
Other Boats	53

HOUSEHOLDS PER BOAT 12.3

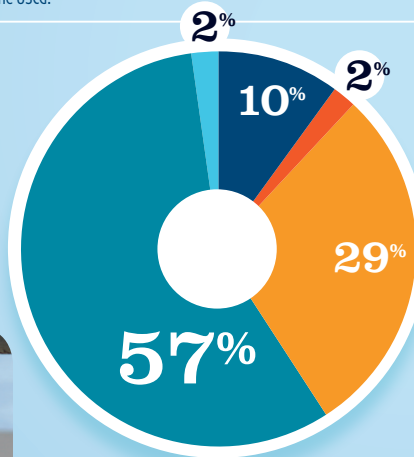


* Total boats are registered boats as reported by states to the USCG.

RECREATIONAL BOATING CREATES JOBS IN IN-6

TOTAL BOATING JOBS ▶ 1,747

Boat Building	30
Motor / Engine Mfgr.	999
Accessory / Supplies Mfgr.	507
Dealers / Wholesalers	41
Boat Services	170

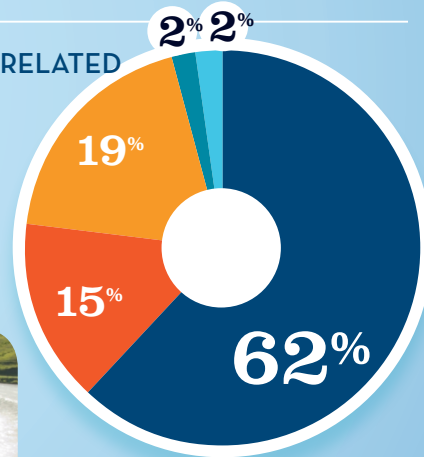


BOAT BUILDING
MOTOR/ENG. MFGR.
ACC./SUPPLIES MFGR.
DLRS/WHOLESALERS
BOAT SERVICES

RECREATIONAL BOATING-RELATED BUSINESSES IN IN-6

TOTAL BUSINESSES ▶ 47

Boat Building	1
Motor / Engine Mfgr.	1
Accessory / Supplies Mfgr.	9
Dealers / Wholesalers	7
Boat Services	29



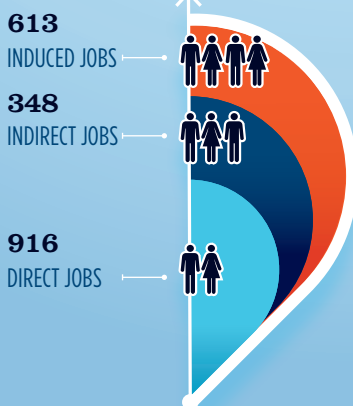
BOAT BUILDING
MOTOR/ENG. MFGR.
ACC./SUPPLIES MFGR.
DLRS/WHOLESALERS
BOAT SERVICES

ESTIMATED JOBS IMPACT OF RECREATIONAL BOATING-RELATED SPENDING IN IN-6

EST. TOTAL JOBS ▶ 1,877

EST. TOTAL LABOR INCOME ▶ \$77.9 MILLIONS

Est. Direct Income	\$31.7
Est. Indirect Income	\$19.4
Est. Induced Income	\$26.8



RECREATIONAL BOATING INDUSTRY SALES IN IN-6

Boat Building	\$7.7 MILLION
Motor / Engine Mfgr.	\$0.0 MILLION
Accessory / Supplies Mfgr.	\$148.7 MILLION
TOTAL MFG. SALES	\$156.5
Dealers / Wholesalers	\$20.3 MILLION
Boat Services	\$52.5 MILLION
TOTAL RETAIL & SERVICES SALES	\$72.8

BOAT BUILDING
MOTOR/ENG. MFGR.
ACC./SUPPLIES MFGR.
DLRS/WHOLESALERS
BOAT SERVICES

